

NORTH LAS VEGAS POLICE DEPARTMENT DEMOGRAPHICS REPORT - COMMUNITY CORRECTIONAL CENTER

The North Las Vegas Community Correctional Center employs a total of 115 full-time employees (70 commissioned personnel and 45 professional personnel).

The ethnicity breakdown below pertains to commissioned and full time professional personnel:

	<u>Commissioned Personnel</u>	<u>Professional Personnel</u>
Caucasian	35.7%	31.1%
African American	21.4%	24.4%
Hispanic	28.6%	28.9%
Asian	4.3%	2.2%
American Indian/Alaskan Native	0.0%	2.2%
Native Hawaiian/Pacific Islander	1.4%	4.4%
2 or More	8.6%	6.7%

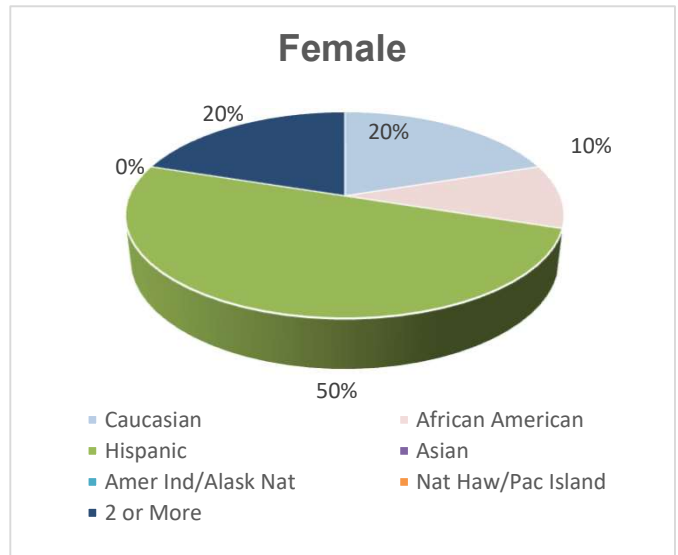
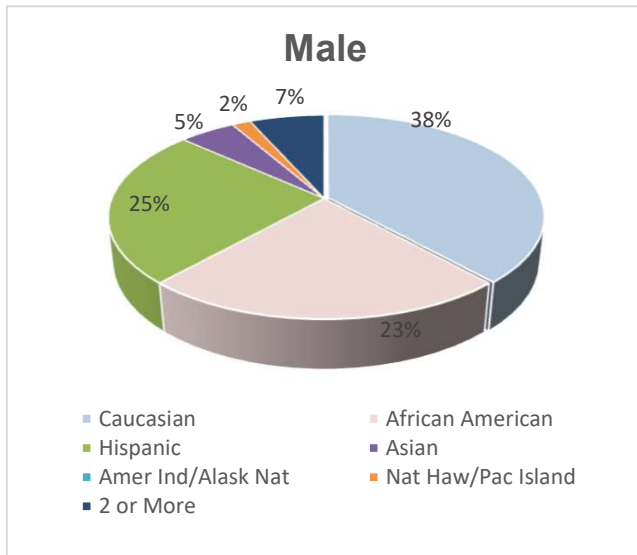
The following pages contain tables and graphs depicting the ethnicity and age range of commissioned and full time professional personnel broken down into male and female personnel in their respective groups.

Ethnicity

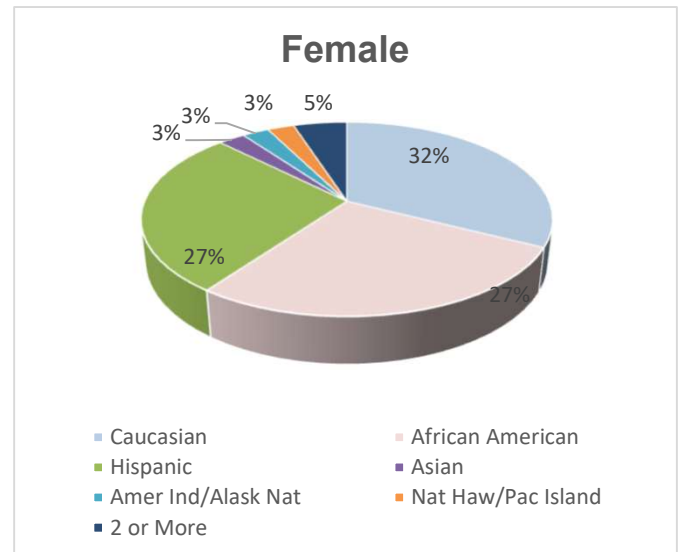
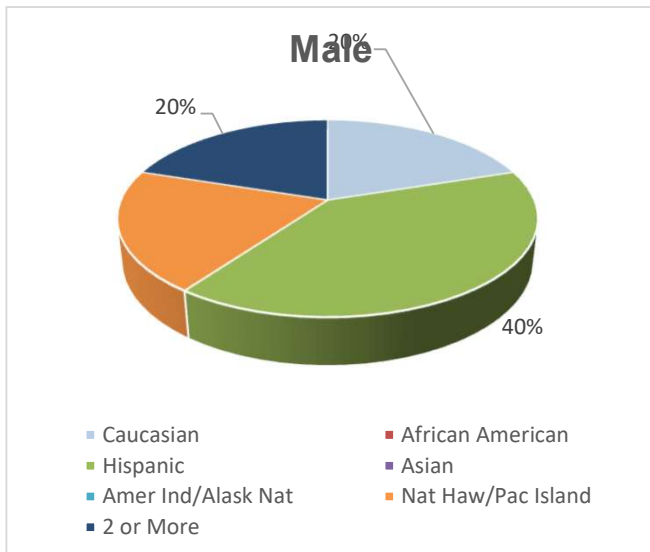
Commissioned Professional

	Male	Female	Male	Female	Total
Caucasian	23	2	1	13	39
African American	14	1	0	11	26
Hispanic	15	5	2	11	33
Asian	3	0	0	1	4
Amer Ind/Alask Nat	0	0	0	1	1
Nat Haw/Pac Island	1	0	1	1	3
2 or More	4	2	1	2	9
					115

Commissioned



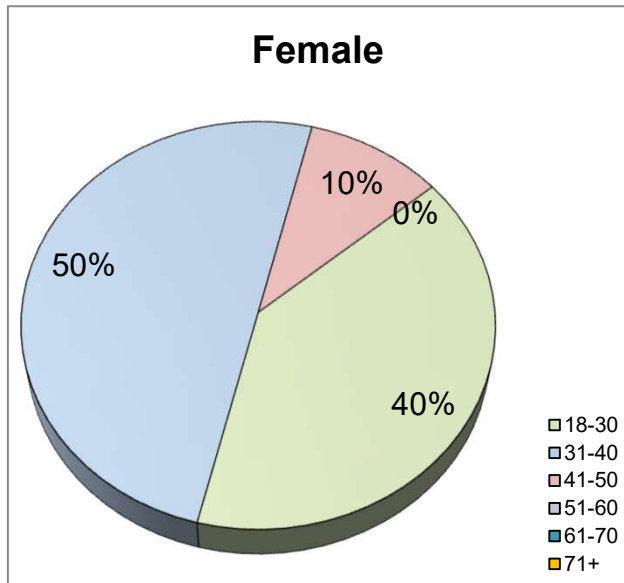
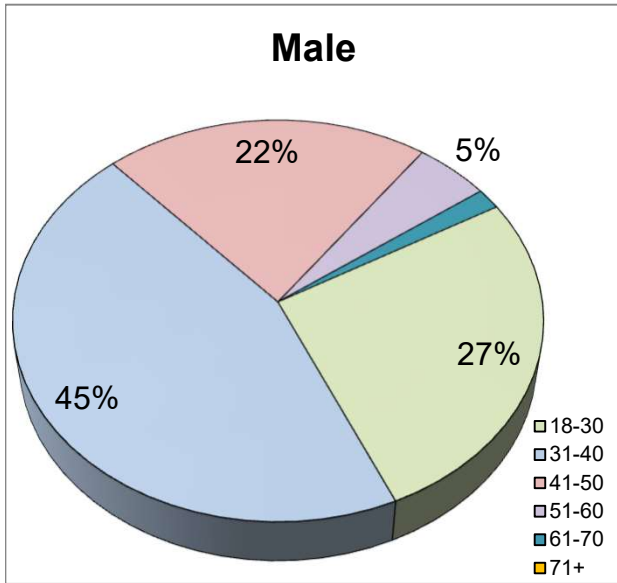
Professional



Age Ranges

	Commissioned		Professional		Total
	Male	Female	Male	Female	
18-30	16	4	2	10	32
31-40	27	5	0	11	43
41-50	13	1	3	12	29
51-60	3	0	0	4	7
61-70	1	0	0	3	4
71+	0	0	0	0	0
					115

Commissioned



Professional

