

Statement of Vote
Clark County
Municipal General/Special Elections 2001

6/6/01

Council Member, Ward 1, North Las Vegas

	Registered	Turnout	Percent	1	2
2003 - NLV	2,910	748	25.70%	476	256
Election Day		285	9.79%	192	86
Early Vote		265	9.11%	158	103
Mail		198	6.80%	126	67
2004 - NLV	0	0	0.00%	0	0
Early Vote		0	0.00%	0	0
Mail		0	0.00%	0	0
2005 - NLV	6	0	0.00%	0	0
Early Vote		0	0.00%	0	0
Mail		0	0.00%	0	0
2006 - NLV	1,588	454	28.59%	283	165
Election Day		223	14.04%	125	96
Early Vote		155	9.76%	102	51
Mail		76	4.79%	56	18
2007 - NLV	1,741	381	21.88%	267	96
Election Day		214	12.29%	154	49
Early Vote		58	3.33%	35	22
Mail		109	6.26%	78	25
2008 - NLV	1,062	243	22.88%	169	69
Election Day		140	13.18%	97	41
Early Vote		34	3.20%	20	14
Mail		69	6.50%	52	14
2009 - NLV	839	145	17.28%	108	36
Election Day		73	8.70%	52	21
Early Vote		40	4.77%	30	9
Mail		32	3.81%	26	6
2010 - NLV	1,235	281	22.75%	195	74
Election Day		97	7.85%	63	32
Early Vote		96	7.77%	69	25
Mail		88	7.13%	63	17
2011 - NLV	1,505	288	19.14%	199	83
Election Day		96	6.38%	56	39
Early Vote		79	5.25%	59	20
Mail		113	7.51%	84	24
2012 - NLV	435	116	26.67%	83	27
Election Day		22	5.06%	18	4
Early Vote		27	6.21%	16	11
Mail		67	15.40%	49	12
2015 - NLV	609	132	21.67%	89	41
Election Day		94	15.44%	61	33
Early Vote		16	2.63%	11	5
Mail		22	3.61%	17	3
2016 - NLV	425	112	26.35%	87	21
Election Day		61	14.35%	45	15
Early Vote		15	3.53%	11	4
Mail		36	8.47%	31	2
2017 - NLV	0	0	0.00%	0	0
Early Vote		0	0.00%	0	0

Statement of Vote
Clark County
Municipal General/Special Elections 2001
6/6/01

Council Member, Ward 1, North Las Vegas

	Registered	Turnout	Percent	1	2	
2017 - NLV	0	0	0.00%	0	0	
Mail		0	0.00%	0	0	
2018 - NLV	0	0	0.00%	0	0	
Early Vote		0	0.00%	0	0	
Mail		0	0.00%	0	0	
2019 - NLV	100	19	19.00%	17	0	
Early Vote		0	0.00%	0	0	
Mail		19	19.00%	17	0	
2020 - NLV	46	7	15.22%			***** Insufficient Turnout to Protect Voter Privacy *****
Early Vote		0	0.00%	0	0	
Mail		7	15.22%			***** Insufficient Turnout to Protect Voter Privacy *****
2021 - NLV	20	4	20.00%			***** Insufficient Turnout to Protect Voter Privacy *****
Early Vote		0	0.00%	0	0	
Mail		4	20.00%			***** Insufficient Turnout to Protect Voter Privacy *****
2022 - NLV	530	151	28.49%	117	28	
Election Day		83	15.66%	66	14	
Early Vote		16	3.02%	8	8	
Mail		52	9.81%	43	6	
2023 - NLV	721	186	25.80%	140	42	
Election Day		106	14.70%	78	26	
Early Vote		26	3.61%	18	8	
Mail		54	7.49%	44	8	
2024 - NLV	0	0	0.00%	0	0	
Early Vote		0	0.00%	0	0	
Mail		0	0.00%	0	0	
2137 - NLV	0	0	0.00%	0	0	
Early Vote		0	0.00%	0	0	
Mail		0	0.00%	0	0	
2141 - NLV	0	0	0.00%	0	0	
Early Vote		0	0.00%	0	0	
Mail		0	0.00%	0	0	
2142 - NLV	0	0	0.00%	0	0	
Early Vote		0	0.00%	0	0	
Mail		0	0.00%	0	0	
2145 - NLV	0	0	0.00%	0	0	
Early Vote		0	0.00%	0	0	
Mail		0	0.00%	0	0	
2151 - NLV	2,013	400	19.87%	261	125	
Election Day		183	9.09%	121	58	
Early Vote		100	4.97%	60	36	
Mail		117	5.81%	80	31	
2152 - NLV	702	114	16.24%	72	38	
Election Day		44	6.27%	28	16	
Early Vote		28	3.99%	17	9	
Mail		42	5.98%	27	13	
2153 - NLV	1,147	196	17.09%	135	54	
Election Day		62	5.41%	35	27	

Statement of Vote
Clark County
Municipal General/Special Elections 2001
6/6/01

Council Member, Ward 1, North Las Vegas

	Registered	Turnout	Percent	1	2
2153 - NLV	1,147	196	17.09%	135	54
Early Vote		55	4.80%	36	18
Mail		79	6.89%	64	9
4001 - NLV	455	52	11.43%	20	32
Election Day		31	6.81%	10	21
Early Vote		11	2.42%	3	8
Mail		10	2.20%		***** Insufficient Turnout to Protect Voter Privacy *****
4002 - NLV	1,911	376	19.68%	211	159
Election Day		174	9.11%	89	82
Early Vote		92	4.81%	49	42
Mail		110	5.76%	73	35
4003 - NLV	1,554	346	22.27%	232	99
Election Day		168	10.81%	106	60
Early Vote		70	4.50%	46	17
Mail		108	6.95%	80	22
4004 - NLV	1,028	230	22.37%	156	67
Election Day		101	9.82%	61	39
Early Vote		53	5.16%	42	8
Mail		76	7.39%	53	20
4005 - NLV	1,339	279	20.84%	160	110
Election Day		108	8.07%	51	57
Early Vote		96	7.17%	64	32
Mail		75	5.60%	45	21
4006 - NLV	2	0	0.00%	0	0
Early Vote		0	0.00%	0	0
Mail		0	0.00%	0	0
4007 - NLV	933	132	14.15%	50	79
Election Day		98	10.50%	36	60
Early Vote		16	1.71%	5	11
Mail		18	1.93%	9	8
4008 - NLV	1,154	165	14.30%	71	90
Election Day		112	9.71%	51	60
Early Vote		33	2.86%	12	21
Mail		20	1.73%	8	9
4009 - NLV	513	75	14.62%	52	22
Election Day		47	9.16%	32	15
Early Vote		9	1.75%		***** Insufficient Turnout to Protect Voter Privacy *****
Mail		19	3.70%	15	4
4010 - NLV	189	35	18.52%	19	14
Election Day		17	8.99%	13	4
Early Vote		11	5.82%	3	7
Mail		7	3.70%		***** Insufficient Turnout to Protect Voter Privacy *****
4011 - NLV	874	110	12.59%	51	57
Election Day		62	7.09%	30	30
Early Vote		33	3.78%	10	23
Mail		15	1.72%	11	4
4012 - NLV	62	22	35.48%	14	8
Early Vote		2	3.23%		***** Insufficient Turnout to Protect Voter Privacy *****

Statement of Vote
Clark County
Municipal General/Special Elections 2001
6/6/01

Council Member, Ward 1, North Las Vegas

	Registered	Turnout	Percent	1	2	
4012 - NLV	62	22	35.48%	14	8	
Mail		20	32.26%	12	8	
4013 - NLV	157	46	29.30%	31	11	
Early Vote		1	0.64%		*****	Insufficient Turnout to Protect Voter Privacy *****
Mail		45	28.66%	31	10	
4014 - NLV	220	45	20.45%	26	18	
Election Day		24	10.91%	14	10	
Early Vote		7	3.18%		*****	Insufficient Turnout to Protect Voter Privacy *****
Mail		14	6.36%	9	5	
4015 - NLV	1,132	159	14.05%	50	107	
Election Day		116	10.25%	36	79	
Early Vote		22	1.94%	7	15	
Mail		21	1.86%	7	13	
4016 - NLV	3	0	0.00%	0	0	
Early Vote		0	0.00%	0	0	
Mail		0	0.00%	0	0	
4017 - NLV	1,258	250	19.87%	45	201	
Election Day		187	14.86%	29	156	
Early Vote		45	3.58%	10	35	
Mail		18	1.43%	6	10	
4018 - NLV	1,497	183	12.22%	36	142	
Election Day		117	7.82%	19	96	
Early Vote		40	2.67%	8	32	
Mail		26	1.74%	9	14	
4019 - NLV	144	8	5.56%			***** Insufficient Turnout to Protect Voter Privacy *****
Election Day		6	4.17%		*****	Insufficient Turnout to Protect Voter Privacy *****
Early Vote		1	0.69%		*****	Insufficient Turnout to Protect Voter Privacy *****
Mail		1	0.69%		*****	Insufficient Turnout to Protect Voter Privacy *****
4020 - NLV	820	175	21.34%	28	146	
Election Day		135	16.46%	16	119	
Early Vote		34	4.15%	11	22	
Mail		6	0.73%		*****	Insufficient Turnout to Protect Voter Privacy *****
4021 - NLV	265	22	8.30%	9	13	
Election Day		11	4.15%	4	7	
Early Vote		3	1.13%		*****	Insufficient Turnout to Protect Voter Privacy *****
Mail		8	3.02%		*****	Insufficient Turnout to Protect Voter Privacy *****
4022 - NLV	92	32	34.78%	15	16	
Election Day		22	23.91%	9	13	
Early Vote		0	0.00%	0	0	
Mail		10	10.87%		*****	Insufficient Turnout to Protect Voter Privacy *****
4023 - NLV	0	0	0.00%	0	0	
Early Vote		0	0.00%	0	0	
Mail		0	0.00%	0	0	
4024 - NLV	281	42	14.95%	24	18	
Election Day		27	9.61%	11	16	
Early Vote		8	2.85%		*****	Insufficient Turnout to Protect Voter Privacy *****

Statement of Vote
Clark County
Municipal General/Special Elections 2001
6/6/01

Council Member, Ward 1, North Las Vegas

	Registered	Turnout	Percent	1	2	
4024 - NLV	281	42	14.95%	24	18	
Mail		7	2.49%			***** Insufficient Turnout to Protect Voter Privacy *****
4025 - NLV	269	39	14.50%	28	10	
Election Day		33	12.27%	23	9	
Early Vote		5	1.86%			***** Insufficient Turnout to Protect Voter Privacy *****
Mail		1	0.37%			***** Insufficient Turnout to Protect Voter Privacy *****
4026 - NLV	457	59	12.91%	37	22	
Election Day		33	7.22%	19	14	
Early Vote		14	3.06%	10	4	
Mail		12	2.63%	8	4	
4027 - NLV	210	23	10.95%	12	10	
Election Day		13	6.19%	8	5	
Early Vote		6	2.86%			***** Insufficient Turnout to Protect Voter Privacy *****
Mail		4	1.90%			***** Insufficient Turnout to Protect Voter Privacy *****
4077 - NLV	971	213	21.94%	144	63	
Election Day		82	8.44%	51	30	
Early Vote		57	5.87%	37	18	
Mail		74	7.62%	56	15	
4078 - NLV	548	142	25.91%	90	48	
Election Day		67	12.23%	44	23	
Early Vote		22	4.01%	13	8	
Mail		53	9.67%	33	17	
4079 - NLV	2,217	358	16.15%	211	142	
Election Day		181	8.16%	102	79	
Early Vote		132	5.95%	76	53	
Mail		45	2.03%	33	10	
	38,189	7,595	19.89%	4,528	2,869	

Candidates

- 1 Eliason, Robert L.
- 2 Rhodes, John K.

Statement of Vote
Clark County
Municipal General/Special Elections 2001
6/6/01

City of North Las Vegas Question No. 1

	Registered	Turnout	Percent	1	2
2003 - NLV	2,910	748	25.70%	480	250
Election Day		285	9.79%	195	84
Early Vote		265	9.11%	168	96
Mail		198	6.80%	117	70
2004 - NLV	0	0	0.00%	0	0
Early Vote		0	0.00%	0	0
Mail		0	0.00%	0	0
2005 - NLV	6	0	0.00%	0	0
Early Vote		0	0.00%	0	0
Mail		0	0.00%	0	0
2006 - NLV	1,588	454	28.59%	290	151
Election Day		223	14.04%	148	70
Early Vote		155	9.76%	101	50
Mail		76	4.79%	41	31
2007 - NLV	1,741	381	21.88%	230	145
Election Day		214	12.29%	138	74
Early Vote		58	3.33%	38	20
Mail		109	6.26%	54	51
2008 - NLV	1,062	243	22.88%	138	97
Election Day		140	13.18%	80	60
Early Vote		34	3.20%	24	9
Mail		69	6.50%	34	28
2009 - NLV	839	145	17.28%	85	57
Election Day		73	8.70%	45	27
Early Vote		40	4.77%	27	12
Mail		32	3.81%	13	18
2010 - NLV	1,235	281	22.75%	155	117
Election Day		97	7.85%	60	36
Early Vote		96	7.77%	54	40
Mail		88	7.13%	41	41
2011 - NLV	1,505	288	19.14%	185	94
Election Day		96	6.38%	75	19
Early Vote		79	5.25%	47	30
Mail		113	7.51%	63	45
2012 - NLV	435	116	26.67%	65	49
Election Day		22	5.06%	14	8
Early Vote		27	6.21%	17	10
Mail		67	15.40%	34	31
2015 - NLV	609	132	21.67%	76	51
Election Day		94	15.44%	59	34
Early Vote		16	2.63%	13	3
Mail		22	3.61%	4	14
2016 - NLV	425	112	26.35%	63	43
Election Day		61	14.35%	42	17
Early Vote		15	3.53%	8	7
Mail		36	8.47%	13	19
2017 - NLV	0	0	0.00%	0	0
Early Vote		0	0.00%	0	0

Statement of Vote
Clark County
Municipal General/Special Elections 2001
6/6/01

City of North Las Vegas Question No. 1

	Registered	Turnout	Percent	1	2
2017 - NLV	0	0	0.00%	0	0
Mail		0	0.00%	0	0
2018 - NLV	0	0	0.00%	0	0
Early Vote		0	0.00%	0	0
Mail		0	0.00%	0	0
2019 - NLV	100	19	19.00%	14	5
Early Vote		0	0.00%	0	0
Mail		19	19.00%	14	5
2020 - NLV	46	7	15.22%		***** Insufficient Turnout to Protect Voter Privacy *****
Early Vote		0	0.00%	0	0
Mail		7	15.22%		***** Insufficient Turnout to Protect Voter Privacy *****
2021 - NLV	20	4	20.00%		***** Insufficient Turnout to Protect Voter Privacy *****
Early Vote		0	0.00%	0	0
Mail		4	20.00%		***** Insufficient Turnout to Protect Voter Privacy *****
2022 - NLV	530	151	28.49%	86	53
Election Day		83	15.66%	49	27
Early Vote		16	3.02%	10	6
Mail		52	9.81%	27	20
2023 - NLV	721	186	25.80%	82	100
Election Day		106	14.70%	43	62
Early Vote		26	3.61%	12	12
Mail		54	7.49%	27	26
2024 - NLV	0	0	0.00%	0	0
Early Vote		0	0.00%	0	0
Mail		0	0.00%	0	0
2137 - NLV	0	0	0.00%	0	0
Early Vote		0	0.00%	0	0
Mail		0	0.00%	0	0
2141 - NLV	0	0	0.00%	0	0
Early Vote		0	0.00%	0	0
Mail		0	0.00%	0	0
2142 - NLV	0	0	0.00%	0	0
Early Vote		0	0.00%	0	0
Mail		0	0.00%	0	0
2145 - NLV	0	0	0.00%	0	0
Early Vote		0	0.00%	0	0
Mail		0	0.00%	0	0
2151 - NLV	2,013	400	19.87%	255	128
Election Day		183	9.09%	123	56
Early Vote		100	4.97%	62	34
Mail		117	5.81%	70	38
2152 - NLV	702	114	16.24%	77	37
Election Day		44	6.27%	28	16
Early Vote		28	3.99%	19	9
Mail		42	5.98%	30	12
2153 - NLV	1,147	196	17.09%	125	64
Election Day		62	5.41%	42	18

Statement of Vote
Clark County
Municipal General/Special Elections 2001
6/6/01

City of North Las Vegas Question No. 1

	Registered	Turnout	Percent	1	2
2153 - NLV	1,147	196	17.09%	125	64
Early Vote		55	4.80%	34	20
Mail		79	6.89%	49	26
4001 - NLV	455	52	11.43%	33	15
Election Day		31	6.81%	18	12
Early Vote		11	2.42%	8	0
Mail		10	2.20%		***** Insufficient Turnout to Protect Voter Privacy *****
4002 - NLV	1,911	376	19.68%	244	119
Election Day		174	9.11%	110	59
Early Vote		92	4.81%	60	31
Mail		110	5.76%	74	29
4003 - NLV	1,554	346	22.27%	194	141
Election Day		168	10.81%	94	67
Early Vote		70	4.50%	36	34
Mail		108	6.95%	64	40
4004 - NLV	1,028	230	22.37%	142	86
Election Day		101	9.82%	72	28
Early Vote		53	5.16%	25	28
Mail		76	7.39%	45	30
4005 - NLV	1,339	279	20.84%	160	106
Election Day		108	8.07%	69	38
Early Vote		96	7.17%	56	40
Mail		75	5.60%	35	28
4006 - NLV	2	0	0.00%	0	0
Early Vote		0	0.00%	0	0
Mail		0	0.00%	0	0
4007 - NLV	933	132	14.15%	85	40
Election Day		98	10.50%	61	32
Early Vote		16	1.71%	11	5
Mail		18	1.93%	13	3
4008 - NLV	1,154	165	14.30%	103	53
Election Day		112	9.71%	73	35
Early Vote		33	2.86%	20	13
Mail		20	1.73%	10	5
4009 - NLV	513	75	14.62%	44	28
Election Day		47	9.16%	30	16
Early Vote		9	1.75%		***** Insufficient Turnout to Protect Voter Privacy *****
Mail		19	3.70%	10	7
4010 - NLV	189	35	18.52%	19	12
Election Day		17	8.99%	6	10
Early Vote		11	5.82%	8	2
Mail		7	3.70%		***** Insufficient Turnout to Protect Voter Privacy *****
4011 - NLV	874	110	12.59%	58	45
Election Day		62	7.09%	29	30
Early Vote		33	3.78%	16	13
Mail		15	1.72%	13	2
4012 - NLV	62	22	35.48%	13	8
Early Vote		2	3.23%		***** Insufficient Turnout to Protect Voter Privacy *****

Statement of Vote
Clark County
Municipal General/Special Elections 2001

6/6/01

City of North Las Vegas Question No. 1

	Registered	Turnout	Percent	1	2	
4012 - NLV	62	22	35.48%	13	8	
Mail		20	32.26%	12	7	
4013 - NLV	157	46	29.30%	26	18	
Early Vote		1	0.64%		*****	Insufficient Turnout to Protect Voter Privacy *****
Mail		45	28.66%	26	17	
4014 - NLV	220	45	20.45%	19	22	
Election Day		24	10.91%	11	12	
Early Vote		7	3.18%		*****	Insufficient Turnout to Protect Voter Privacy *****
Mail		14	6.36%	4	8	
4015 - NLV	1,132	159	14.05%	95	58	
Election Day		116	10.25%	70	41	
Early Vote		22	1.94%	16	6	
Mail		21	1.86%	9	11	
4016 - NLV	3	0	0.00%	0	0	
Early Vote		0	0.00%	0	0	
Mail		0	0.00%	0	0	
4017 - NLV	1,258	250	19.87%	134	89	
Election Day		187	14.86%	99	68	
Early Vote		45	3.58%	27	14	
Mail		18	1.43%	8	7	
4018 - NLV	1,497	183	12.22%	112	58	
Election Day		117	7.82%	70	40	
Early Vote		40	2.67%	26	11	
Mail		26	1.74%	16	7	
4019 - NLV	144	8	5.56%			***** Insufficient Turnout to Protect Voter Privacy *****
Election Day		6	4.17%			***** Insufficient Turnout to Protect Voter Privacy *****
Early Vote		1	0.69%			***** Insufficient Turnout to Protect Voter Privacy *****
Mail		1	0.69%			***** Insufficient Turnout to Protect Voter Privacy *****
4020 - NLV	820	175	21.34%	100	53	
Election Day		135	16.46%	77	39	
Early Vote		34	4.15%	20	12	
Mail		6	0.73%		*****	Insufficient Turnout to Protect Voter Privacy *****
4021 - NLV	265	22	8.30%	15	5	
Election Day		11	4.15%	5	5	
Early Vote		3	1.13%		*****	Insufficient Turnout to Protect Voter Privacy *****
Mail		8	3.02%		*****	Insufficient Turnout to Protect Voter Privacy *****
4022 - NLV	92	32	34.78%	25	5	
Election Day		22	23.91%	18	3	
Early Vote		0	0.00%	0	0	
Mail		10	10.87%		*****	Insufficient Turnout to Protect Voter Privacy *****
4023 - NLV	0	0	0.00%	0	0	
Early Vote		0	0.00%	0	0	
Mail		0	0.00%	0	0	
4024 - NLV	281	42	14.95%	17	22	
Election Day		27	9.61%	14	11	
Early Vote		8	2.85%		*****	Insufficient Turnout to Protect Voter Privacy *****

Statement of Vote
Clark County
Municipal General/Special Elections 2001
6/6/01

City of North Las Vegas Question No. 1

	Registered	Turnout	Percent	1	2
4024 - NLV	281	42	14.95%	17	22
Mail		7	2.49%		***** Insufficient Turnout to Protect Voter Privacy *****
4025 - NLV	269	39	14.50%	19	18
Election Day		33	12.27%	13	18
Early Vote		5	1.86%		***** Insufficient Turnout to Protect Voter Privacy *****
Mail		1	0.37%		***** Insufficient Turnout to Protect Voter Privacy *****
4026 - NLV	457	59	12.91%	31	26
Election Day		33	7.22%	20	13
Early Vote		14	3.06%	5	8
Mail		12	2.63%	6	5
4027 - NLV	210	23	10.95%	13	7
Election Day		13	6.19%	9	3
Early Vote		6	2.86%		***** Insufficient Turnout to Protect Voter Privacy *****
Mail		4	1.90%		***** Insufficient Turnout to Protect Voter Privacy *****
4077 - NLV	971	213	21.94%	129	78
Election Day		82	8.44%	51	29
Early Vote		57	5.87%	35	21
Mail		74	7.62%	43	28
4078 - NLV	548	142	25.91%	81	57
Election Day		67	12.23%	38	27
Early Vote		22	4.01%	12	10
Mail		53	9.67%	31	20
4079 - NLV	2,217	358	16.15%	221	125
Election Day		181	8.16%	115	60
Early Vote		132	5.95%	75	54
Mail		45	2.03%	31	11
	38,189	7,595	19.89%	4,549	2,741


Candidates


- 1 Yes
- 2 No

APPROVED this 20th day of June, 2001.



Michael L. Montandon, Mayor


William E. Robinson, Mayor Pro Tem


John K. Rhodes, Councilman


Stephanie S. Smith, Councilwoman


Shari Buck, Councilman


ATTEST: Eileen M. Sevigny, CMC
City Clerk